

THE EFFICIENCY OF VETIVER FOR THE PHYTOREMEDIATION OF CONTAMINATED LAND IN THE “VALLE DEL SACCO” (ROME, ITALY)



**The 6th International Conference on Vetiver ICV-6:
"Vetiver System: Empowering Sustainable Development"
May 5-6, 2015
Danang City, Vietnam**

RESEARCH PROJECT

TERRITORY UNDER STUDY:

**“Valle del Sacco” (Sacco River Valley),
near Rome:**

**It includes 22 towns situated along
the Sacco River banks and their hinterland.**

**Natural soil environment has been altered by agricultural
chemicals and improper disposal of industrial waste.**

**Diseases and deformities in people, animals and plants
have been caused by soil pollution .**

PARTICIPANTS IN THE PROJECT



**“Sapienza” University of Rome
(Dept. Chemical Engineering, Materials and Environment)**

**ENEA (Italian National Agency for New Technologies,
Energy and Sustainable Economic Development)**

**The author, a professional in the field of environmental
reclamation, vetiver producer and a consultant of ENEA**

BACKGROUND TO THE PROJECT

The background image shows an outdoor site with a large, dark metal lattice tower on the right. To the left, there is a concrete structure on a gravel embankment. The foreground is a field of green plants, likely the experimental crops mentioned in the text. The sky is blue with some clouds.

University's intention: to use Canola to treat the contaminated land

Author's proposal: to use Vetiver to remove pollutants in the soil and involve ENEA's UTAGRI Unit

Final objective: to assess the phytoremediation potential of both Canola (*Brassica Napus*, L.) and Vetiver (*Vetiveria Zizanioides*, L.) in soils contaminated by toxic elements

Type of experiment: growing the plants in a laboratory, in collaboration with ENEA

MATERIALS AND METHODS

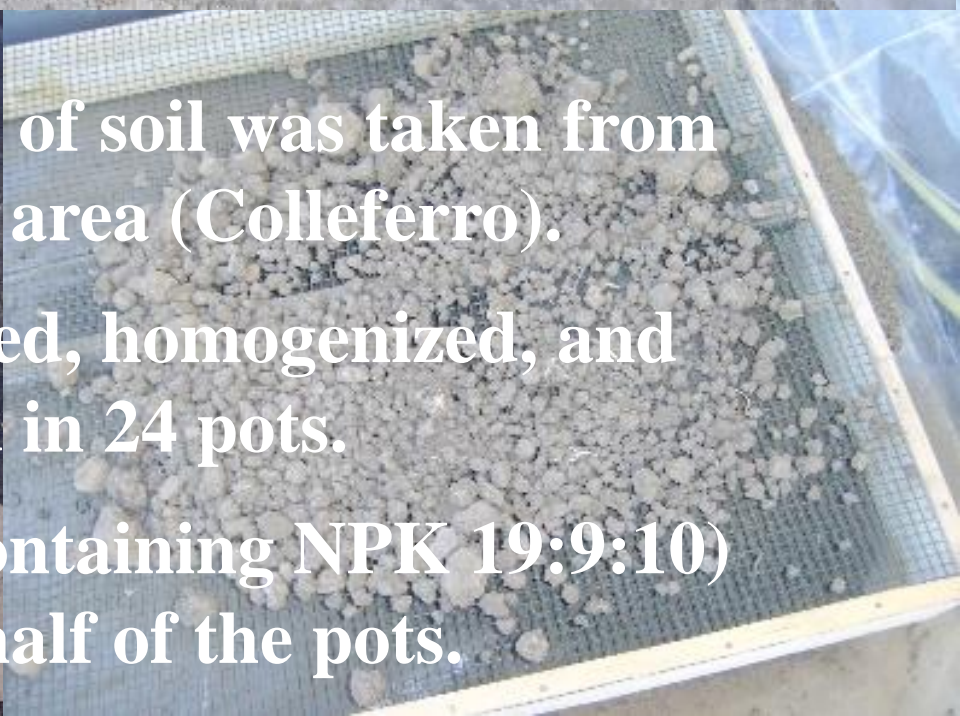
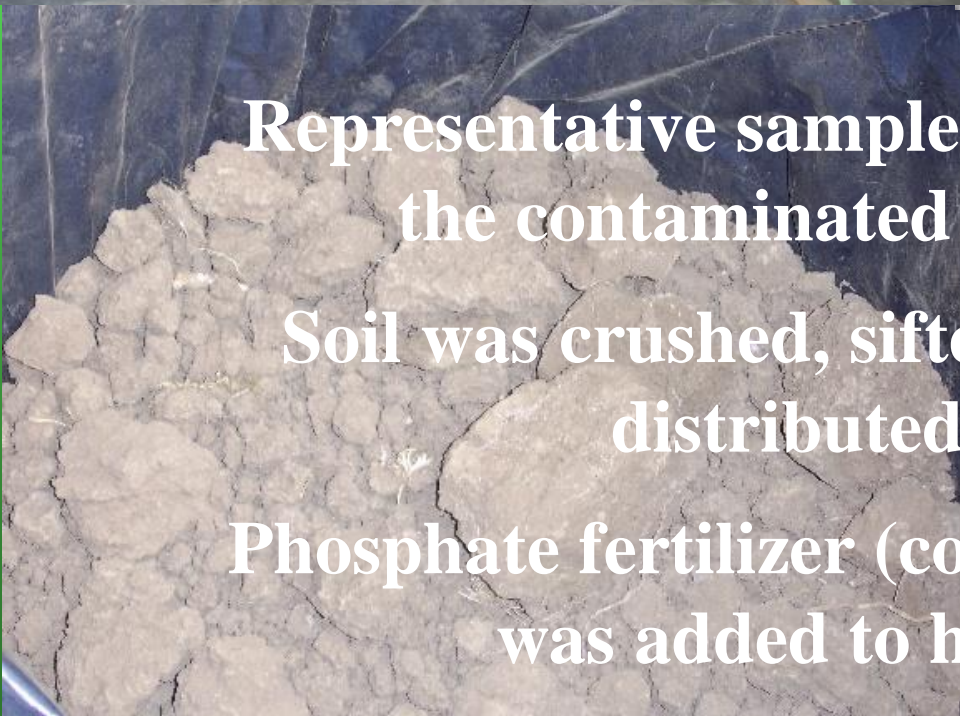
First Phase: Preparation of Soil, Irrigation Water, Pots and Planting



Representative sample of soil was taken from the contaminated area (Colleferro).

Soil was crushed, sifted, homogenized, and distributed in 24 pots.

Phosphate fertilizer (containing NPK 19:9:10) was added to half of the pots.



MATERIALS AND METHODS



15 tillers of vetiver were planted in each of ten pots, five fertilized and five unfertilized.

15 seeds of canola were sown in each of ten pots, half fertilized and half unfertilized.

MATERIALS AND METHODS



Remaining pots, fertilized and unfertilized, were set aside as a control experiment.

Pots were placed in a greenhouse and irrigated with distilled water (elements added to simulate local rainfall).

MATERIALS AND METHODS

Second Phase: Soil and Plant Sampling

After a 5-month growth period, plants were extracted from pots and prepared for analysis:

- **Canola plants divided into roots, stems, and leaves**
- **Vetiver plants separated into roots and leaves**
- **Samples of each part of the two plants prepared by washing, mincing, homogenizing, blending and lyophilizing**

MATERIALS AND METHODS

Soil was dried, broken up and sifted:

- One portion was analysed to determine physical-chemical characteristics;
- Other portion further refined by milling, and samples used for spectrometric tests with and without EDTA

MATERIALS AND METHODS

Third phase: Plant and Soil Analysis

Vetiver and canola samples were:

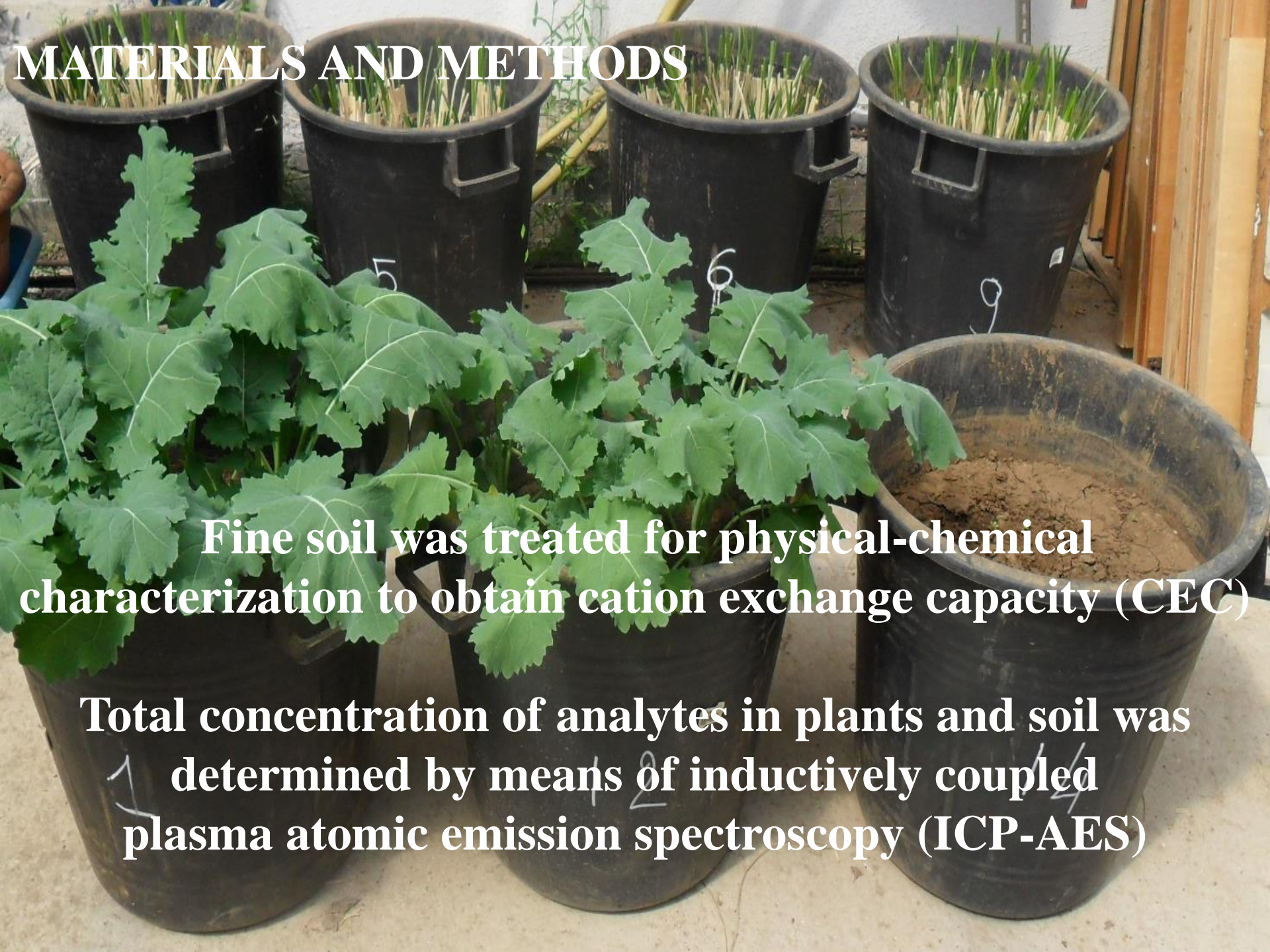
- Hydrolyzed with addition of ammonia
- Placed in a microwave mineralizer at high pressure for digestion
- Subsequently analyzed with a plasma spectrometer (ICP-AES)

MATERIALS AND METHODS

In the Spectrometric analysis of soil samples:

- One part was treated with acidic solution ($\text{HNO}_3 + \text{HF} + \text{HCL} + \text{H}_3\text{BO}_3$), mineralized in a microwave and placed in spectrometer to determine the elements
- The other part was treated with EDTA (0-05 M with $\text{pH} = 7$) and, after selective extraction, treated in a plasma spectrometer

MATERIALS AND METHODS



Fine soil was treated for physical-chemical characterization to obtain cation exchange capacity (CEC)

Total concentration of analytes in plants and soil was determined by means of inductively coupled plasma atomic emission spectroscopy (ICP-AES)

MATERIALS AND METHODS

The Aims of the Procedures:

- 1) to determine the total input of toxic elements: from the soil, irrigation water (simulated rainwater) and added fertilizer, before and after plant growth
- 2) to determine the toxic element contents in different plant tissues separately
- 3) to obtain information about the mobile fractions of toxic elements in the soil

RESULTS AND DISCUSSION

A photograph of a greenhouse interior. In the foreground, there are several large black pots containing tall, green grass-like plants. In the background, there are more pots with various leafy plants. A person is partially visible on the right side of the frame. The greenhouse has a metal frame and a translucent covering. The text is overlaid on the image in white, bold font.

EDTA extractable fractions in many cases were higher than 10% (Mo, Cu, Cd) and 20% (Pb, Co, Mn).

After only a 5-month growth period, the EDTA extractable fraction of many elements (Al, Cd, Cu, Fe, P, Pb, Zn) in the soil decreased significantly for both plants.

In some cases (e.g. Ti and V) there was an increase in EDTA extractable fractions after harvesting.

RESULTS AND DISCUSSION



Soil Electrical Conductivity was much reduced after harvesting as a result of the effect of both plants, for vetiver by as much as 50%.

For many elements, vetiver showed a higher Bio-concentration Factor than canola, and the Translocation Factor was generally lower.

For vetiver, the greatest fraction of absorbed pollutants was in its roots.

RESULTS AND DISCUSSION

A photograph of a greenhouse interior. In the foreground, there are several large black pots containing tall, green grass-like plants. In the background, there are more plants, including some with yellow flowers, and several black pots on the floor. A person is partially visible on the right side of the frame. The greenhouse has a metal frame and a glass roof. The text "RESULTS AND DISCUSSION" is overlaid at the top left.

Phosphate fertilization increased the Translocation Factor in both canola and vetiver.

The Bio-concentration Factors calculated with regard to EDTA extractable fractions were significant, especially for some elements, such as Cr, Ti and Zn.

RESULTS AND DISCUSSION

A man in a tan sweater and dark trousers stands in a field, holding a large, dense bundle of vetiver roots. Behind him is a long greenhouse with a red roof and a stone wall with many small plants growing on it. The ground is grassy and slightly muddy.

Results show the effectiveness of vetiver and canola in removing toxic elements to reduce soil pollution.

However, Canola is an annual or biennial plant, while vetiver is a perennial and equipped with a root system reaching a depth of up to 5 meters, enabling a clean-up activity which affects deeper layers.

Vetiver is not only an excellent bioconcentrator, but also concentrates the greatest fraction of absorbed pollutants in its roots.

CONCLUSIONS

Plants are potential biotechnological tools that can be used massively to re-establish environmental equilibrium.

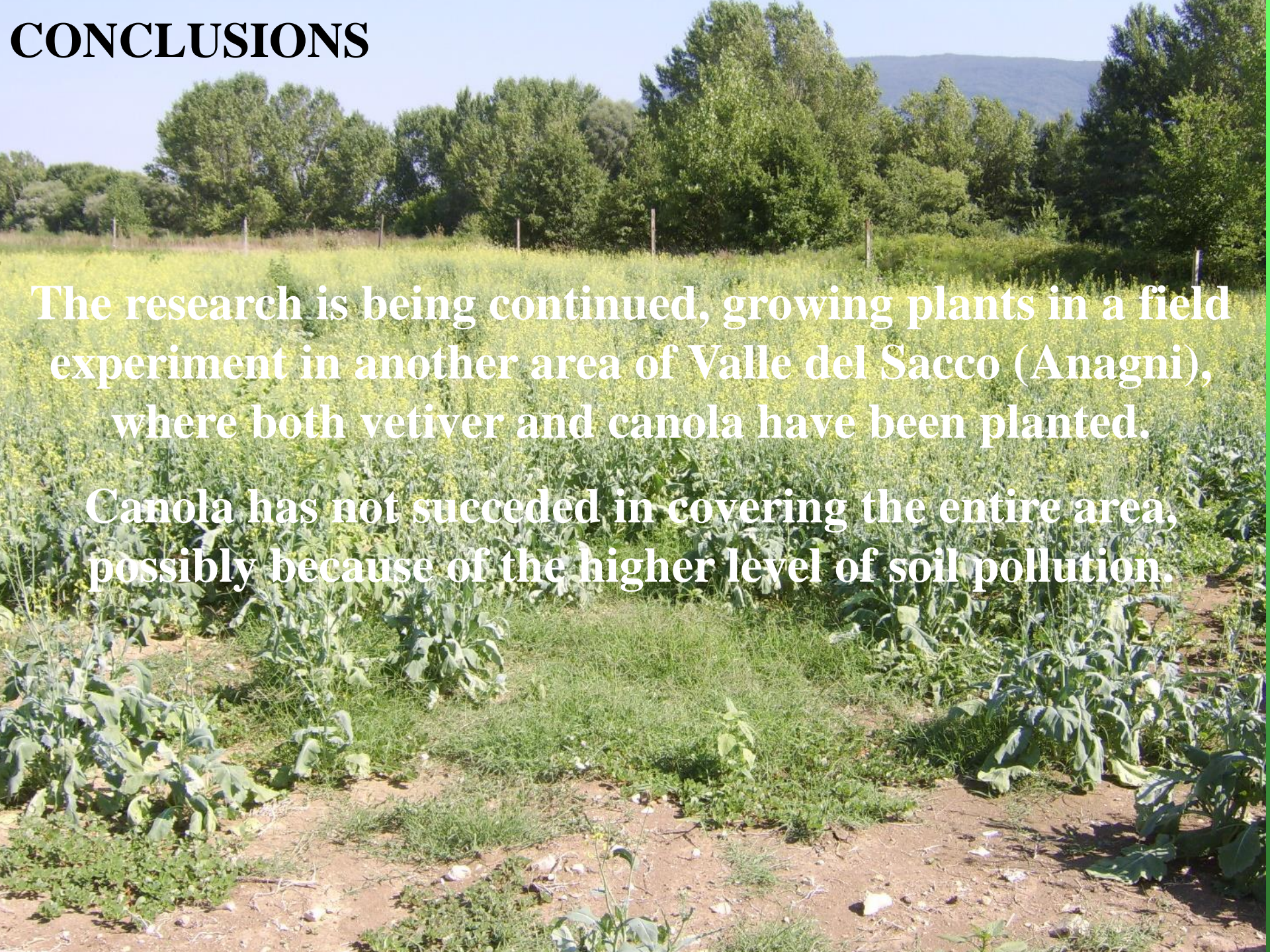
Vetiver is not only strong enough to remove toxic elements from polluted sites, but also adapted well to the contaminated soil of Valle del Sacco.

In the research reported here, the data did not reveal a level of pollution to account for the environmental disaster taking place in the Valle del Sacco, so vetiver could not realize its full potential.

CONCLUSIONS

The research is being continued, growing plants in a field experiment in another area of Valle del Sacco (Anagni), where both vetiver and canola have been planted.

Canola has not succeeded in covering the entire area, possibly because of the higher level of soil pollution.



CONCLUSIONS

So far vetiver has grown very well.

**These results with the new analysis of the elements
will be presented in another paper.**



FINAL CONSIDERATIONS

Rai News

Vetiver biomass can be used to produce pellet, energy and syngas to reduce the cost of phytoremediation.



FINAL CONSIDERATIONS

Rai News

The author is in the process of finalizing a proposal, involving a pilot project over an area of 12 hectares to be planted with vetiver. This project would result in a further reduction of costs thanks to the profits derived from the use of vetiver biomass.

FINAL CONSIDERATIONS

Rai News

Vetiver biomass used in a fluid bed reactor of the type already experimented with in Italy would produce for each kg of vetiver more than two cubic meters of syngas, 60% of which is hydrogen.

This gas can be used on site for the production of electricity with fuel cells, using vetiver as a permanent reservoir of biomass which produces energy by reducing CO₂.

FINAL CONSIDERATIONS



A video clip from Italian State Television (RAI) regarding the production of energy with vetiver biomass is available for viewing here at the conference

THANK YOU !



VETIVER: BIOMASS EXCELLENCE

10:50

INTRO DI TEL AVIV PER DENUNCIARE CAROVITA E INEGUAG